



INNERFACE
ARCHITECTURAL
SIGNAGE, INC.

DIRECTING PEOPLE BY DESIGN

5849 PEACHTREE ROAD
ATLANTA, GEORGIA 30341
T 770 921 5566
TF 800 445 4796
F 770 279 1327
INNERFACESIGN.COM

Davis Hospital and Medical Center

A STEWARD FAMILY HOSPITAL



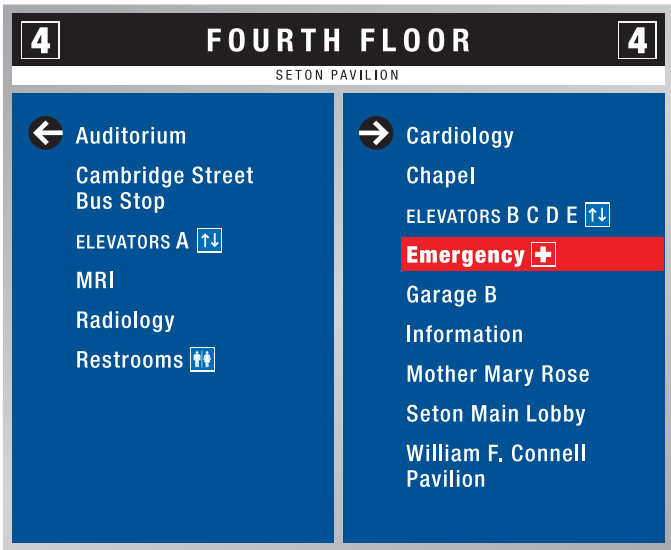
Interior Signage and Wayfinding
February 4, 2020

OBJECTIVES

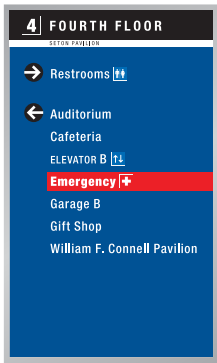
- Patient & Visitor Experience
- Review Established Design Standards
- Observations & Recommendations
- Traffic Flow Analysis
- Department Name Review



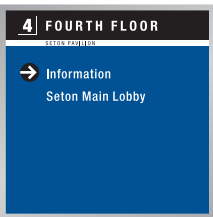
Overhead Wayfinding



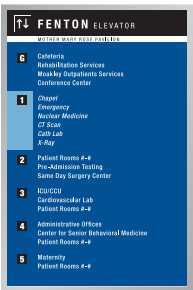
Primary Wayfinding



Secondary Wayfinding



Tertiary Wayfinding



Elevator Directory



Elevator Cab



Informational




Wall-mounted Wayfinding

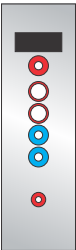
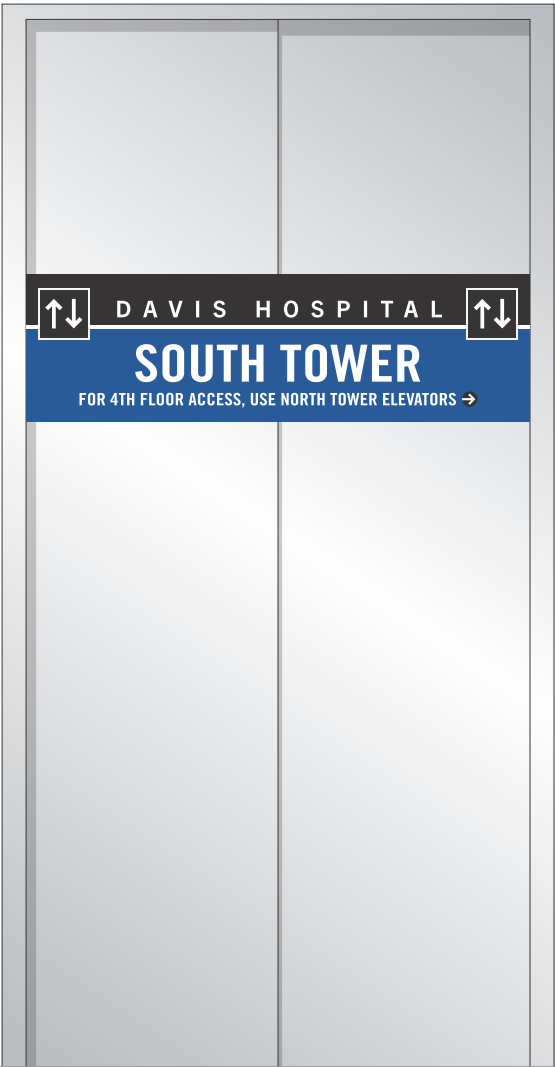
Sign Family

SCALE: 1/16" = 1"

Wall-mounted Department Name

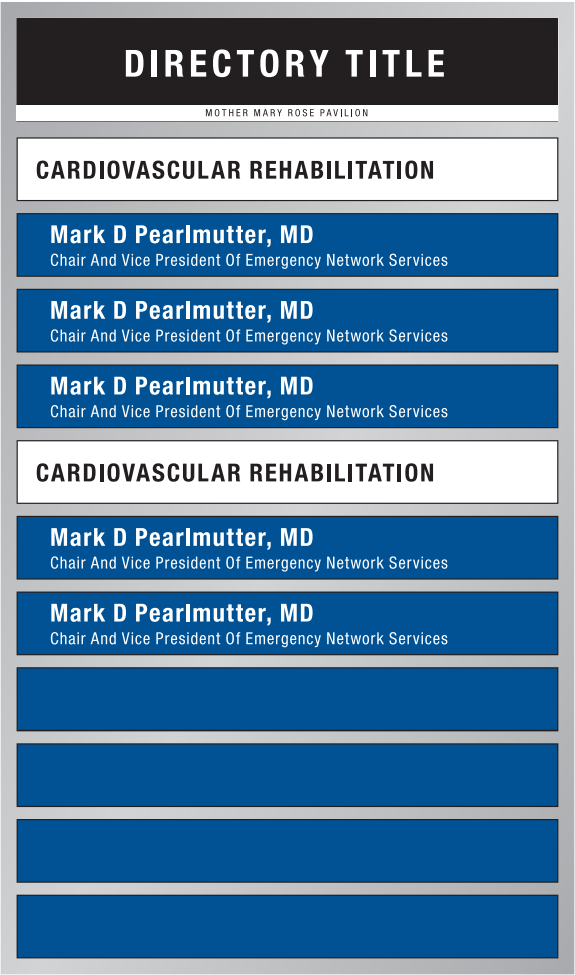


Elevator Vinyl Band



Sign Family

SCALE: 1/16" = 1"



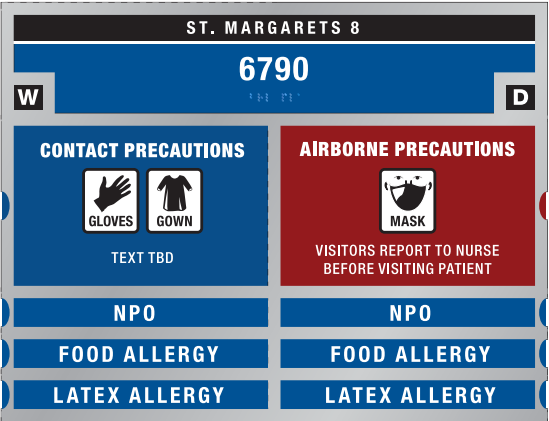
Department / Suite Listings



Restroom ID



Room ID



Patient Room ID

Use vinyl elevator door bands to effectively draw visitor attention to their vertical reference points.



Use door signs to communicate visitor destinations where wall and overheads can't be placed, or where procedure must be communicated to visitors.

